

Scaled data based on original data using
LM-79-08 Approved Method: Electrical and Photometric Measurements of Solid-
State Lighting Products

Test Report Prepared for
Cooper Lighting Solutions
(formerly Eaton)

Brand: McGRAW-EDISON

Report Number: P227058

Luminaire Tested: **ISW-AF-450-LED-E1-SL4-7050**

Issue Date: 3/3/2020

Test Information

Test Method: LM-79-08
Report Number: P227058
TEST IS SCALED FROM IESNA LM-79-08 TEST DATA (P35947)
Test Lab: INNOVATION CENTER-P3
Issue Date: 3/3/2020
Manufacturer: COOPER LIGHTING SOLUTIONS (FORMERLY EATON)
Product Line: MCGRAW-EDISON
Catalog Number: ISW-AF-450-LED-E1-SL4-7050
Description: IMPACT ELITE LED WEDGE LUMINAIRE
LIGHT SQUARE WITH ACCULED OPTICS-TYPE IV W/SPILL CONTROL
Light Source: (16) 5000K CCT, 70 CRI LEDs
Ballast/Driver: ELECTRONIC DRIVER

Summary

Lumens per Lamp: N/A
Luminaire Lumens: 2805.3 lumens
Efficiency: N/A
Efficacy: 110.8 lumens/watt
Luminous Opening: Rectangular (W 0.5' x L: 0.5' x H: 0')
IES Classification: Type IV - Short - Semi-Cutoff
BUG Rating: B0 - U1 - G1

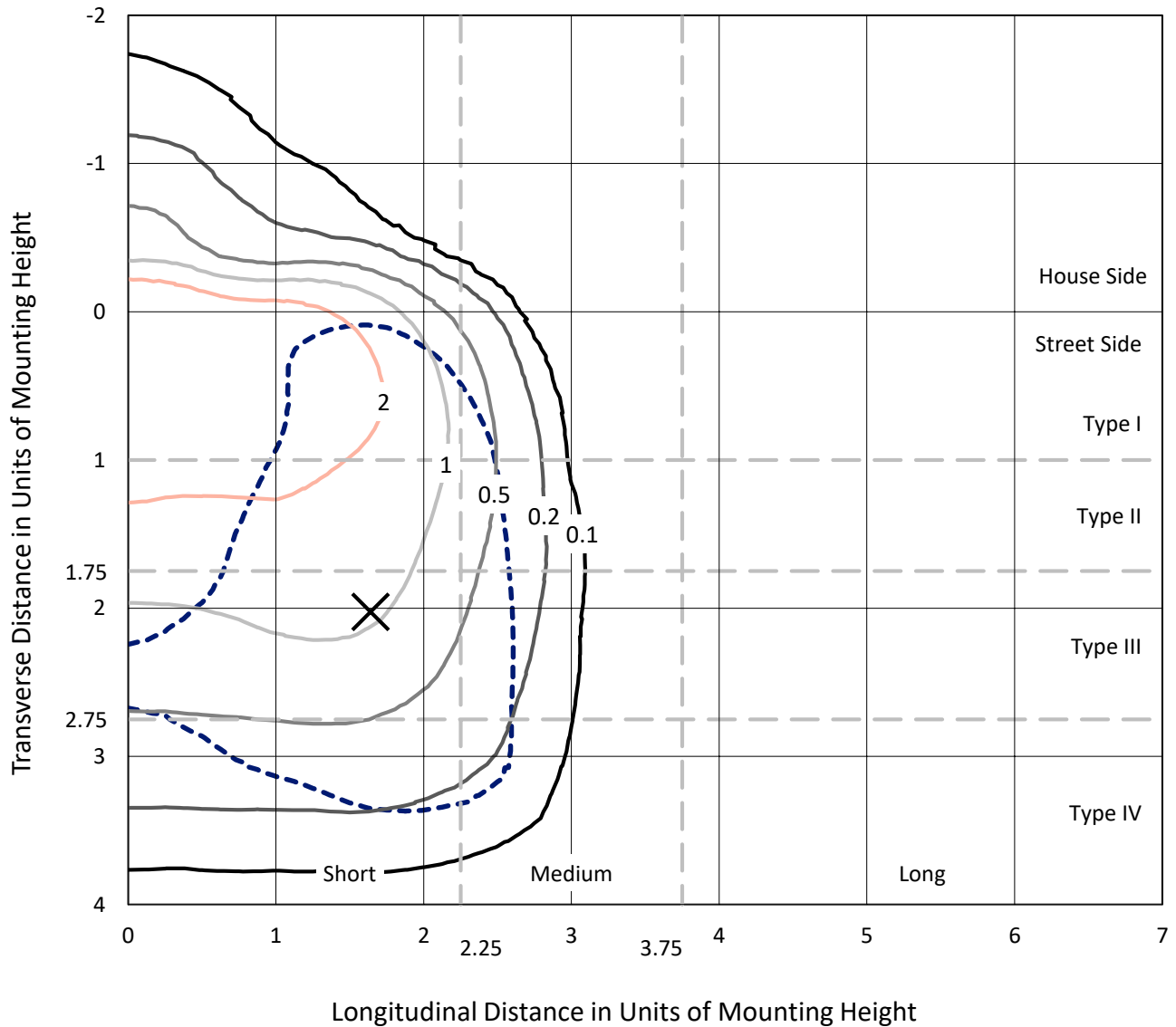
Input Watts (W): 25.31
Input Voltage (V): 120
Input Current (Ain): NR
Voltage Rise (V): NR
Power Factor: NR
Total Harmonic Distortion (THDi): NR
Frequency (hertz): 60
Stabilization Time: NR
Operation Time: NR
Ambient Temperature (°C): NR
Test Distance: 25 FT



REPORT NUMBER: P227058
 CATALOG NUMBER: ISW-AF-450-LED-E1-SL4-7050

Iso-Footcandle Lines of Horizontal Illumination

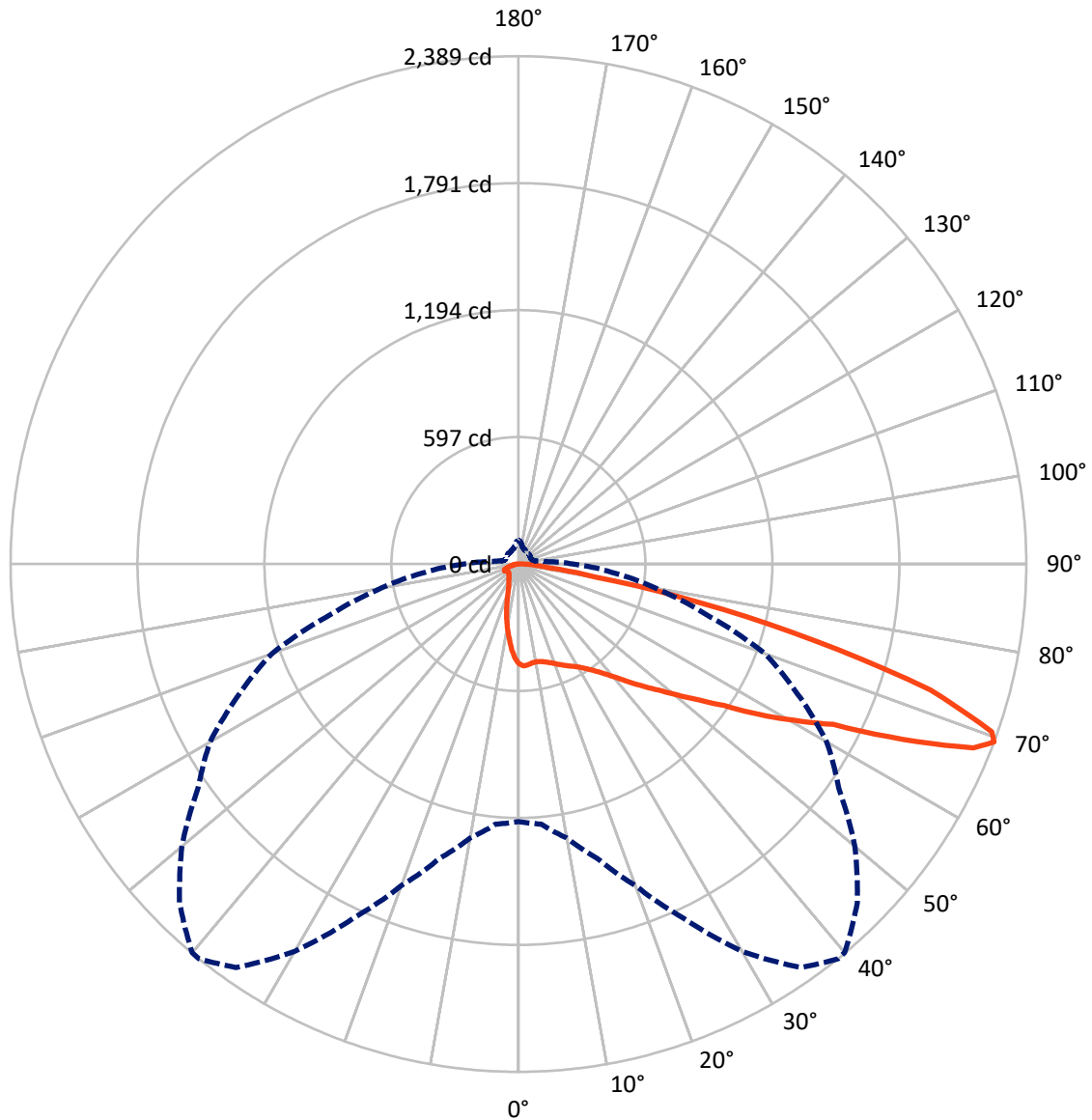
✕ Max cd
 - - - 1/2 Max cd



Based on 10 foot mounting height. Maximum calculated value = 4.7 fc
 Type IV - Short - Semi-Cutoff

REPORT NUMBER: P227058
CATALOG NUMBER: ISW-AF-450-LED-E1-SL4-7050

Luminous Intensity Polar Plot



— Vertical Plane Through 39-Deg Lateral - - - Horizontal Cone Through 69-Deg Vertical

REPORT NUMBER: P227058

CATALOG NUMBER: ISW-AF-450-LED-E1-SL4-7050

FLUX DISTRIBUTION:

		Downward	Upward	Total
House Side	Lumens	354.9	0.1	355.0
	% Fixture	12.7	0.0	12.7
Street Side	Lumens	2449.6	0.7	2450.3
	% Fixture	87.3	0.0	87.3
Total	Lumens	2804.5	0.8	2805.3
	% Fixture	100.0	0.0	100.0

Coefficient of Utilization

ZONAL LUMENS:

Zone	Lumens	% Fixture
0°-10°	40.6	1.4
10°-20°	102.3	3.6
20°-30°	159.2	5.7
30°-40°	240.6	8.6
40°-50°	385.0	13.7
50°-60°	605.1	21.6
60°-70°	814.7	29.0
70°-80°	404.1	14.4
80°-90°	53.1	1.9
90°-100°	0.8	0.0
100°-110°	0.0	0.0
110°-120°	0.0	0.0
120°-130°	0.0	0.0
130°-140°	0.0	0.0
140°-150°	0.0	0.0
150°-160°	0.0	0.0
160°-170°	0.0	0.0
170°-180°	0.0	0.0
0°-90°	2804.5	100.0
0°-180°	2805.3	100.0



REPORT NUMBER: P227058

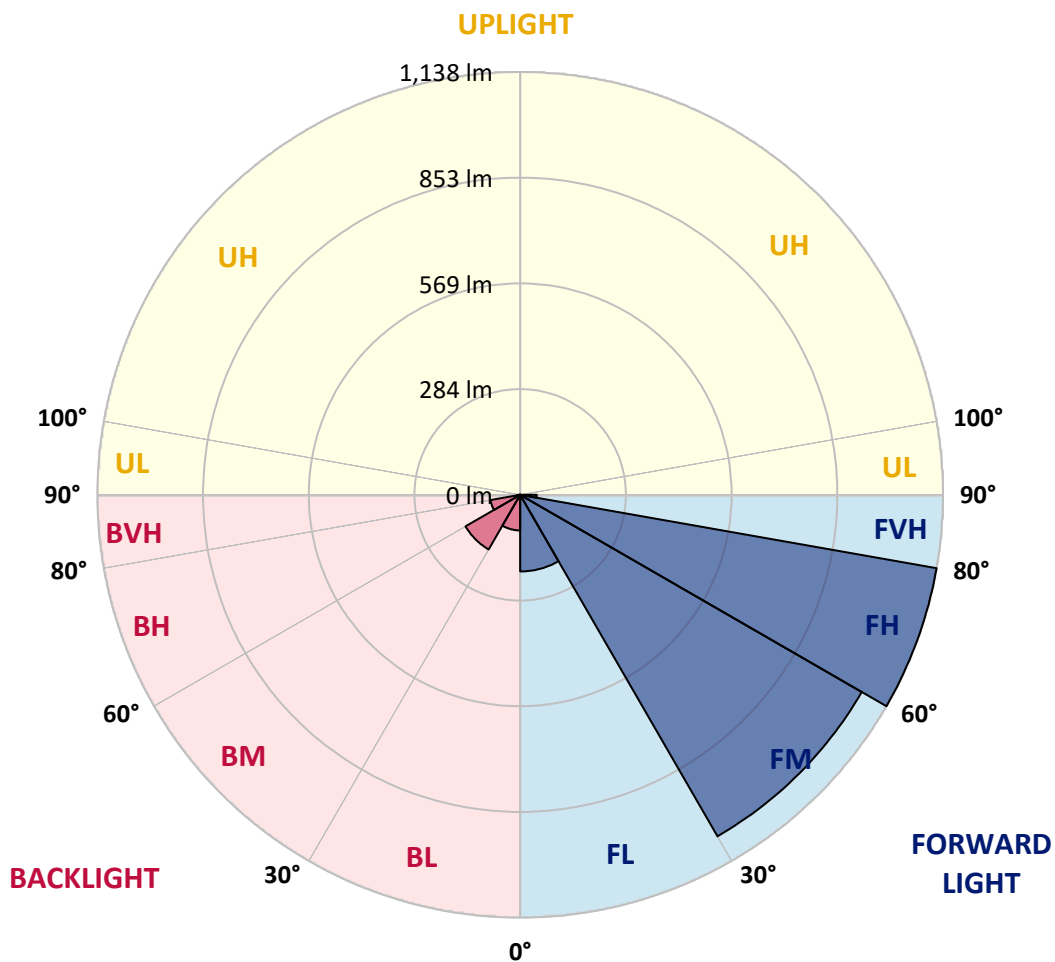
CATALOG NUMBER: ISW-AF-450-LED-E1-SL4-7050

LUMINAIRE CLASSIFICATION SYSTEM LUMEN TABLE AND BUG RATING:

Zone		Lumens	% Fixture	Zone Rating/Lumen Limit		
				B	U	G
FL	(0°-30°)	206.3	7.4			
FM	(30°-60°)	1061.0	37.8			
FH	(60°-80°)	1137.6	40.6			G1/1800
FVH	(80°-90°)	44.7	1.6			G1/100
BL	(0°-30°)	95.8	3.4	B0/110		
BM	(30°-60°)	169.6	6.0	B0/220		
BH	(60°-80°)	81.2	2.9	B0/110		G0/110
BVH	(80°-90°)	8.4	0.3			G0/10
UL	(90°-100°)	0.8	0.0		U1/10	
UH	(100°-180°)	0.1	0.0		U1/10	

BUG Rating: B0-U1-G1

Type IV Short





REPORT NUMBER: P227058

CATALOG NUMBER: ISW-AF-450-LED-E1-SL4-7050

CANDELA DISTRIBUTION (FULL):

	0°	5°	10°	15°	20°	25°	30°	35°	39°	40°	45°
0°	469.9	469.9	469.9	469.9	469.9	469.9	469.9	469.9	469.9	469.9	469.9
2.5°	481.2	481.7	481.7	482.2	480.3	480.3	480.8	479.0	479.9	479.4	477.1
5°	482.2	482.6	482.2	482.6	480.3	479.4	477.6	475.3	476.2	475.8	472.6
7.5°	479.9	480.3	479.4	479.9	477.1	475.3	472.6	470.8	469.4	469.0	464.9
10°	474.9	476.2	474.4	475.8	473.5	471.7	470.3	468.5	467.6	467.1	462.6
12.5°	467.6	468.5	469.0	470.8	470.8	471.2	471.2	469.9	470.3	469.9	466.2
15°	460.8	463.9	467.1	469.0	472.6	474.9	476.7	476.2	477.6	477.1	474.9
17.5°	460.8	463.5	469.0	474.9	481.7	484.9	487.6	487.6	488.1	487.2	483.5
20°	462.6	467.6	476.7	486.7	494.9	501.3	503.1	502.6	500.8	500.8	494.4
22.5°	477.6	480.8	490.8	501.7	513.1	519.5	519.9	518.6	514.9	514.0	506.3
25°	499.0	502.6	511.7	525.9	534.5	539.5	538.2	533.6	530.0	526.8	518.6
27.5°	532.2	535.0	544.1	553.6	558.6	560.5	555.0	548.6	544.5	543.2	532.2
30°	566.4	570.0	577.3	583.2	587.3	581.9	573.2	565.9	562.3	561.4	551.4
32.5°	608.3	608.7	613.7	615.1	615.6	606.4	594.6	587.8	586.4	584.6	576.9
35°	646.5	648.8	647.9	647.4	643.3	631.9	621.9	617.8	616.5	616.0	609.6
37.5°	680.7	684.3	682.0	677.9	672.9	663.8	653.3	648.8	653.3	650.6	652.0
40°	713.9	713.9	711.2	708.9	703.0	694.3	690.7	691.1	698.4	700.2	702.1
42.5°	742.6	742.1	739.4	737.6	736.7	734.8	733.0	741.7	755.8	758.5	762.6
45°	774.0	773.5	763.1	766.7	773.1	774.5	780.8	800.9	818.2	819.5	828.2
47.5°	804.5	800.9	790.8	794.5	812.7	822.3	832.7	861.0	885.1	890.1	914.2
50°	836.4	832.7	821.8	828.6	854.1	871.9	896.5	935.6	968.9	975.7	1007.1
52.5°	869.6	869.2	860.5	871.0	902.4	938.4	977.1	1021.2	1061.7	1070.4	1116.8
55°	909.7	907.4	903.8	916.5	961.1	1009.4	1069.9	1130.0	1174.2	1189.7	1236.6
57.5°	954.7	953.8	954.3	980.7	1034.4	1107.7	1181.9	1263.0	1335.8	1346.8	1390.5
60°	993.9	995.7	1006.2	1047.6	1115.0	1214.3	1318.5	1428.3	1492.9	1504.3	1547.1
62.5°	1041.7	1052.2	1075.4	1127.8	1207.0	1327.2	1462.4	1578.5	1661.8	1685.0	1766.1
65°	1156.4	1164.6	1207.9	1271.2	1372.2	1526.1	1681.4	1850.3	1987.8	2008.7	2078.4
67.5°	1240.2	1261.2	1329.0	1432.3	1578.5	1775.2	1988.3	2192.7	2308.8	2318.3	2269.6
69°	1211.1	1228.4	1308.5	1433.3	1609.5	1838.5	2103.4	2317.0	2388.5	2386.6	2254.1
70°	1166.5	1182.4	1270.7	1391.8	1583.5	1831.2	2105.3	2317.9	2361.1	2344.8	2193.1
72.5°	977.1	991.2	1074.0	1200.6	1386.4	1632.2	1890.4	2035.6	2026.5	2012.8	1762.4
75°	610.1	609.2	681.6	754.9	899.2	1147.8	1339.9	1456.5	1437.8	1427.3	1131.4
77.5°	228.1	244.0	270.4	349.2	415.7	550.0	705.2	835.0	871.0	825.0	609.2
80°	118.8	127.5	144.8	172.6	198.5	227.2	273.2	351.5	363.8	339.2	245.9
82.5°	93.8	104.3	121.6	145.2	163.4	152.5	143.9	148.9	148.0	141.1	125.2
85°	71.0	83.3	111.5	135.7	161.6	136.6	108.8	95.2	84.7	85.1	90.6
87.5°	35.5	46.0	87.9	118.4	140.7	90.6	71.0	55.1	46.0	44.2	59.2
90°	10.9	10.9	17.8	23.2	31.9	15.9	15.5	11.8	8.7	8.7	13.7
92.5°	0.0	0.0	0.0	0.0	0.0	0.0	0.0	0.0	0.0	0.0	0.0
95°	0.0	0.0	0.0	0.0	0.0	0.0	0.0	0.0	0.0	0.0	0.0
97.5°	0.0	0.0	0.0	0.0	0.0	0.0	0.0	0.0	0.0	0.0	0.0
100°	0.0	0.0	0.0	0.0	0.0	0.0	0.0	0.0	0.0	0.0	0.0
102.5°	0.0	0.0	0.0	0.0	0.0	0.0	0.0	0.0	0.0	0.0	0.0
105°	0.0	0.0	0.0	0.0	0.0	0.0	0.0	0.0	0.0	0.0	0.0
107.5°	0.0	0.0	0.0	0.0	0.0	0.0	0.0	0.0	0.0	0.0	0.0



REPORT NUMBER: P227058

CATALOG NUMBER: ISW-AF-450-LED-E1-SL4-7050

CANDELA DISTRIBUTION (continued):

	0°	5°	10°	15°	20°	25°	30°	35°	39°	40°	45°
110°	0.0	0.0	0.0	0.0	0.0	0.0	0.0	0.0	0.0	0.0	0.0
112.5°	0.0	0.0	0.0	0.0	0.0	0.0	0.0	0.0	0.0	0.0	0.0
115°	0.0	0.0	0.0	0.0	0.0	0.0	0.0	0.0	0.0	0.0	0.0
117.5°	0.0	0.0	0.0	0.0	0.0	0.0	0.0	0.0	0.0	0.0	0.0
120°	0.0	0.0	0.0	0.0	0.0	0.0	0.0	0.0	0.0	0.0	0.0
122.5°	0.0	0.0	0.0	0.0	0.0	0.0	0.0	0.0	0.0	0.0	0.0
125°	0.0	0.0	0.0	0.0	0.0	0.0	0.0	0.0	0.0	0.0	0.0
127.5°	0.0	0.0	0.0	0.0	0.0	0.0	0.0	0.0	0.0	0.0	0.0
130°	0.0	0.0	0.0	0.0	0.0	0.0	0.0	0.0	0.0	0.0	0.0
132.5°	0.0	0.0	0.0	0.0	0.0	0.0	0.0	0.0	0.0	0.0	0.0
135°	0.0	0.0	0.0	0.0	0.0	0.0	0.0	0.0	0.0	0.0	0.0
137.5°	0.0	0.0	0.0	0.0	0.0	0.0	0.0	0.0	0.0	0.0	0.0
140°	0.0	0.0	0.0	0.0	0.0	0.0	0.0	0.0	0.0	0.0	0.0
142.5°	0.0	0.0	0.0	0.0	0.0	0.0	0.0	0.0	0.0	0.0	0.0
145°	0.0	0.0	0.0	0.0	0.0	0.0	0.0	0.0	0.0	0.0	0.0
147.5°	0.0	0.0	0.0	0.0	0.0	0.0	0.0	0.0	0.0	0.0	0.0
150°	0.0	0.0	0.0	0.0	0.0	0.0	0.0	0.0	0.0	0.0	0.0
152.5°	0.0	0.0	0.0	0.0	0.0	0.0	0.0	0.0	0.0	0.0	0.0
155°	0.0	0.0	0.0	0.0	0.0	0.0	0.0	0.0	0.0	0.0	0.0
157.5°	0.0	0.0	0.0	0.0	0.0	0.0	0.0	0.0	0.0	0.0	0.0
160°	0.0	0.0	0.0	0.0	0.0	0.0	0.0	0.0	0.0	0.0	0.0
162.5°	0.0	0.0	0.0	0.0	0.0	0.0	0.0	0.0	0.0	0.0	0.0
165°	0.0	0.0	0.0	0.0	0.0	0.0	0.0	0.0	0.0	0.0	0.0
167.5°	0.0	0.0	0.0	0.0	0.0	0.0	0.0	0.0	0.0	0.0	0.0
170°	0.0	0.0	0.0	0.0	0.0	0.0	0.0	0.0	0.0	0.0	0.0
172.5°	0.0	0.0	0.0	0.0	0.0	0.0	0.0	0.0	0.0	0.0	0.0
175°	0.0	0.0	0.0	0.0	0.0	0.0	0.0	0.0	0.0	0.0	0.0
177.5°	0.0	0.0	0.0	0.0	0.0	0.0	0.0	0.0	0.0	0.0	0.0
180°	0.0	0.0	0.0	0.0	0.0	0.0	0.0	0.0	0.0	0.0	0.0



REPORT NUMBER: P227058

CATALOG NUMBER: ISW-AF-450-LED-E1-SL4-7050

CANDELA DISTRIBUTION (continued):

	50°	55°	60°	65°	70°	75°	80°	85°	90°	95°	100°
0°	469.9	469.9	469.9	469.9	469.9	469.9	469.9	469.9	469.9	469.9	469.9
2.5°	475.3	475.3	474.4	474.0	472.6	470.8	469.4	467.1	465.8	463.5	460.8
5°	469.4	467.6	466.7	464.9	462.1	459.8	457.1	453.9	450.3	445.7	440.7
7.5°	461.7	458.9	455.7	454.8	451.6	448.9	445.7	441.2	436.2	428.0	421.6
10°	458.5	455.7	453.0	451.2	447.1	443.9	440.3	434.3	428.0	417.0	405.2
12.5°	461.7	458.9	456.2	453.0	449.4	445.7	440.7	433.4	424.8	410.7	396.1
15°	469.4	466.7	462.1	458.9	453.9	450.7	443.9	435.7	423.0	405.7	386.5
17.5°	478.1	474.0	469.9	464.9	460.3	456.2	448.9	438.4	422.5	402.0	377.4
20°	486.3	481.7	475.3	471.7	467.1	461.2	453.5	440.7	421.6	394.7	367.9
22.5°	495.8	489.9	483.1	479.0	475.3	470.3	461.2	444.8	421.6	390.6	356.9
25°	508.1	500.4	493.5	489.4	487.2	483.5	472.6	454.4	424.8	388.4	347.8
27.5°	522.7	512.7	506.7	504.0	503.6	500.8	489.9	467.1	432.1	388.4	339.2
30°	540.0	531.3	523.6	523.6	529.0	527.2	514.9	486.7	443.5	389.7	332.8
32.5°	564.1	555.5	550.9	555.5	561.4	563.2	549.1	514.5	462.1	396.1	326.4
35°	599.6	594.2	591.0	597.8	609.6	614.2	596.9	555.9	489.4	408.4	322.8
37.5°	646.5	642.4	638.3	650.2	672.5	681.6	656.5	603.7	528.6	428.9	321.0
40°	700.2	700.7	705.2	728.9	750.3	769.4	741.2	676.1	582.3	458.0	322.8
42.5°	764.0	769.0	784.5	817.2	858.7	873.7	846.4	763.5	649.2	493.1	327.4
45°	843.2	856.4	882.8	931.5	981.6	1004.8	966.1	873.7	733.5	549.1	340.1
47.5°	927.4	956.6	1001.2	1060.4	1118.7	1133.7	1085.9	973.4	815.9	598.7	359.7
50°	1035.3	1070.8	1115.5	1186.5	1248.4	1257.5	1194.2	1065.8	887.8	642.0	378.3
52.5°	1136.0	1184.2	1241.1	1323.5	1386.4	1375.0	1293.0	1148.2	944.7	671.6	388.8
55°	1273.5	1323.5	1387.7	1459.7	1522.0	1494.7	1382.7	1218.4	990.3	693.4	392.0
57.5°	1430.5	1468.8	1531.6	1605.4	1646.3	1599.4	1471.0	1286.7	1033.5	693.9	367.0
60°	1584.9	1629.5	1698.7	1771.1	1793.8	1712.8	1532.5	1297.1	990.7	619.2	293.7
62.5°	1813.4	1858.5	1893.6	1905.4	1864.4	1701.4	1461.0	1186.5	854.1	488.5	208.1
65°	2068.8	2017.9	1950.0	1886.3	1774.7	1527.0	1259.8	974.8	662.9	326.4	143.4
67.5°	2135.8	1980.5	1833.0	1691.0	1482.9	1216.1	950.2	685.7	425.2	185.8	97.4
69°	2066.1	1839.4	1675.0	1449.6	1234.8	910.1	654.7	439.4	254.1	129.3	81.5
70°	1938.6	1702.8	1480.2	1238.8	956.6	695.2	435.3	287.7	165.7	94.2	73.3
72.5°	1462.9	1169.6	901.5	585.5	356.9	198.1	139.3	99.7	78.8	69.2	62.8
75°	845.9	563.2	368.8	196.7	116.6	86.5	75.6	67.4	62.4	60.1	54.6
77.5°	356.9	223.1	151.2	110.6	78.3	66.9	58.3	53.7	53.3	51.9	46.9
80°	162.5	139.3	118.8	83.3	59.6	51.0	44.6	43.7	44.6	43.3	38.2
82.5°	120.7	118.8	99.3	64.2	45.5	34.1	27.8	29.1	32.8	35.5	31.0
85°	100.6	100.6	83.3	47.8	30.0	21.9	21.4	24.1	27.3	29.6	25.0
87.5°	92.4	88.8	47.8	24.6	17.3	14.1	13.2	11.8	11.8	20.5	17.3
90°	9.1	4.1	2.3	1.8	2.3	1.8	2.7	2.3	2.3	2.3	2.3
92.5°	0.0	0.0	0.0	0.0	0.0	0.0	0.0	0.0	0.0	0.0	0.0
95°	0.0	0.0	0.0	0.0	0.0	0.0	0.0	0.0	0.0	0.0	0.0
97.5°	0.0	0.0	0.0	0.0	0.0	0.0	0.0	0.0	0.0	0.0	0.0
100°	0.0	0.0	0.0	0.0	0.0	0.0	0.0	0.0	0.0	0.0	0.0
102.5°	0.0	0.0	0.0	0.0	0.0	0.0	0.0	0.0	0.0	0.0	0.0
105°	0.0	0.0	0.0	0.0	0.0	0.0	0.0	0.0	0.0	0.0	0.0
107.5°	0.0	0.0	0.0	0.0	0.0	0.0	0.0	0.0	0.0	0.0	0.0



REPORT NUMBER: P227058

CATALOG NUMBER: ISW-AF-450-LED-E1-SL4-7050

CANDELA DISTRIBUTION (continued):

	50°	55°	60°	65°	70°	75°	80°	85°	90°	95°	100°
110°	0.0	0.0	0.0	0.0	0.0	0.0	0.0	0.0	0.0	0.0	0.0
112.5°	0.0	0.0	0.0	0.0	0.0	0.0	0.0	0.0	0.0	0.0	0.0
115°	0.0	0.0	0.0	0.0	0.0	0.0	0.0	0.0	0.0	0.0	0.0
117.5°	0.0	0.0	0.0	0.0	0.0	0.0	0.0	0.0	0.0	0.0	0.0
120°	0.0	0.0	0.0	0.0	0.0	0.0	0.0	0.0	0.0	0.0	0.0
122.5°	0.0	0.0	0.0	0.0	0.0	0.0	0.0	0.0	0.0	0.0	0.0
125°	0.0	0.0	0.0	0.0	0.0	0.0	0.0	0.0	0.0	0.0	0.0
127.5°	0.0	0.0	0.0	0.0	0.0	0.0	0.0	0.0	0.0	0.0	0.0
130°	0.0	0.0	0.0	0.0	0.0	0.0	0.0	0.0	0.0	0.0	0.0
132.5°	0.0	0.0	0.0	0.0	0.0	0.0	0.0	0.0	0.0	0.0	0.0
135°	0.0	0.0	0.0	0.0	0.0	0.0	0.0	0.0	0.0	0.0	0.0
137.5°	0.0	0.0	0.0	0.0	0.0	0.0	0.0	0.0	0.0	0.0	0.0
140°	0.0	0.0	0.0	0.0	0.0	0.0	0.0	0.0	0.0	0.0	0.0
142.5°	0.0	0.0	0.0	0.0	0.0	0.0	0.0	0.0	0.0	0.0	0.0
145°	0.0	0.0	0.0	0.0	0.0	0.0	0.0	0.0	0.0	0.0	0.0
147.5°	0.0	0.0	0.0	0.0	0.0	0.0	0.0	0.0	0.0	0.0	0.0
150°	0.0	0.0	0.0	0.0	0.0	0.0	0.0	0.0	0.0	0.0	0.0
152.5°	0.0	0.0	0.0	0.0	0.0	0.0	0.0	0.0	0.0	0.0	0.0
155°	0.0	0.0	0.0	0.0	0.0	0.0	0.0	0.0	0.0	0.0	0.0
157.5°	0.0	0.0	0.0	0.0	0.0	0.0	0.0	0.0	0.0	0.0	0.0
160°	0.0	0.0	0.0	0.0	0.0	0.0	0.0	0.0	0.0	0.0	0.0
162.5°	0.0	0.0	0.0	0.0	0.0	0.0	0.0	0.0	0.0	0.0	0.0
165°	0.0	0.0	0.0	0.0	0.0	0.0	0.0	0.0	0.0	0.0	0.0
167.5°	0.0	0.0	0.0	0.0	0.0	0.0	0.0	0.0	0.0	0.0	0.0
170°	0.0	0.0	0.0	0.0	0.0	0.0	0.0	0.0	0.0	0.0	0.0
172.5°	0.0	0.0	0.0	0.0	0.0	0.0	0.0	0.0	0.0	0.0	0.0
175°	0.0	0.0	0.0	0.0	0.0	0.0	0.0	0.0	0.0	0.0	0.0
177.5°	0.0	0.0	0.0	0.0	0.0	0.0	0.0	0.0	0.0	0.0	0.0
180°	0.0	0.0	0.0	0.0	0.0	0.0	0.0	0.0	0.0	0.0	0.0



REPORT NUMBER: P227058

CATALOG NUMBER: ISW-AF-450-LED-E1-SL4-7050

CANDELA DISTRIBUTION (continued):

	105°	110°	115°	120°	125°	130°	135°	140°	145°	150°	155°
0°	469.9	469.9	469.9	469.9	469.9	469.9	469.9	469.9	469.9	469.9	469.9
2.5°	458.5	456.7	452.1	451.2	449.8	448.0	447.6	445.3	440.7	439.8	440.3
5°	437.5	430.3	425.2	421.1	418.0	409.8	406.6	402.9	396.6	394.7	392.0
7.5°	412.9	404.3	394.3	387.0	378.3	369.7	362.9	354.2	347.4	343.3	336.0
10°	393.8	382.0	368.8	354.2	342.8	329.6	321.0	311.0	300.0	290.0	282.7
12.5°	379.3	362.9	343.7	326.4	310.1	295.9	280.5	266.3	252.7	239.0	227.2
15°	367.4	346.9	322.8	300.9	280.9	260.0	242.7	223.1	205.8	194.0	178.9
17.5°	354.7	328.3	299.6	274.1	248.1	226.3	204.4	183.9	167.5	152.1	139.8
20°	339.2	307.3	276.4	246.8	217.2	192.1	169.8	150.2	134.3	122.0	112.9
22.5°	321.9	284.6	248.6	216.3	186.7	162.1	141.1	126.6	114.7	107.9	105.2
25°	305.0	262.2	221.7	186.2	156.6	135.7	121.6	109.3	103.4	100.6	100.6
27.5°	289.6	239.5	194.4	159.8	131.1	114.7	103.8	98.8	96.1	96.1	97.4
30°	275.0	216.7	168.5	133.4	110.6	98.3	92.4	90.6	91.1	92.9	94.7
32.5°	258.2	194.9	146.1	114.7	96.1	87.9	83.3	83.8	86.1	89.2	92.4
35°	240.4	171.6	126.6	100.6	86.1	79.7	76.9	77.4	80.6	84.7	87.9
37.5°	224.5	153.0	111.5	89.7	78.8	74.7	72.4	72.8	75.1	80.1	84.2
40°	208.5	137.0	99.3	83.3	74.7	70.6	69.2	68.7	70.6	75.1	80.1
42.5°	194.9	123.4	92.0	78.8	71.9	68.3	66.5	66.5	67.4	71.0	76.0
45°	186.7	115.2	87.0	75.6	69.7	66.5	64.7	63.7	65.1	67.4	71.9
47.5°	186.7	111.1	83.8	73.3	67.8	65.1	62.8	62.4	62.8	65.1	69.7
50°	193.0	112.0	83.3	72.4	66.9	63.3	61.0	61.0	61.9	65.1	68.7
52.5°	198.5	113.8	84.7	73.3	66.9	62.4	59.6	59.2	60.6	63.7	66.9
55°	197.6	113.8	86.1	74.7	68.3	62.8	59.2	58.7	59.6	62.8	66.0
57.5°	176.7	107.0	84.7	75.6	70.1	65.1	61.5	60.1	61.0	63.7	66.5
60°	143.0	95.2	81.0	75.6	72.8	69.2	65.6	64.7	65.1	67.8	71.0
62.5°	112.0	84.7	76.5	75.1	74.2	72.4	71.0	70.1	70.1	72.4	75.1
65°	91.1	76.5	72.8	73.3	74.2	73.8	73.3	72.8	72.8	74.2	76.9
67.5°	76.0	68.7	67.8	69.2	70.1	70.6	71.0	70.6	71.0	72.4	75.6
69°	69.2	64.7	63.7	64.7	66.5	66.9	67.8	67.4	67.8	69.2	72.4
70°	65.1	61.5	60.6	61.9	63.3	63.7	64.7	64.2	64.7	66.0	69.2
72.5°	56.5	52.4	51.0	51.9	53.3	53.3	54.6	55.1	54.2	54.6	56.9
75°	48.3	43.7	41.4	41.9	41.9	41.9	42.8	42.8	41.9	41.4	41.9
77.5°	40.5	35.5	32.8	32.8	32.8	32.3	31.0	31.4	31.9	31.4	31.9
80°	31.9	27.8	25.0	25.0	25.0	24.1	23.7	23.7	24.6	25.5	25.0
82.5°	24.6	20.5	19.1	18.7	18.7	17.8	17.8	18.7	18.2	18.7	19.6
85°	17.8	14.6	13.2	13.7	13.2	12.3	12.7	14.1	14.1	13.7	14.6
87.5°	10.9	9.1	8.7	9.1	8.2	6.8	6.4	6.8	7.7	7.3	8.2
90°	1.4	0.9	0.9	0.9	1.4	0.9	0.9	0.9	1.4	1.4	0.9
92.5°	0.0	0.0	0.0	0.0	0.0	0.0	0.0	0.0	0.0	0.0	0.0
95°	0.0	0.0	0.0	0.0	0.0	0.0	0.0	0.0	0.0	0.0	0.0
97.5°	0.0	0.0	0.0	0.0	0.0	0.0	0.0	0.0	0.0	0.0	0.0
100°	0.0	0.0	0.0	0.0	0.0	0.0	0.0	0.0	0.0	0.0	0.0
102.5°	0.0	0.0	0.0	0.0	0.0	0.0	0.0	0.0	0.0	0.0	0.0
105°	0.0	0.0	0.0	0.0	0.0	0.0	0.0	0.0	0.0	0.0	0.0
107.5°	0.0	0.0	0.0	0.0	0.0	0.0	0.0	0.0	0.0	0.0	0.0



REPORT NUMBER: P227058
 CATALOG NUMBER: ISW-AF-450-LED-E1-SL4-7050

REPORT N
 CATALOG

CANDELA DISTRIBUTION (continued):

CANDELA

	105°	110°	115°	120°	125°	130°	135°	140°	145°	150°	155°	
110°	0.0	0.0	0.0	0.0	0.0	0.0	0.0	0.0	0.0	0.0	0.0	0°
112.5°	0.0	0.0	0.0	0.0	0.0	0.0	0.0	0.0	0.0	0.0	0.0	2.5°
115°	0.0	0.0	0.0	0.0	0.0	0.0	0.0	0.0	0.0	0.0	0.0	5°
117.5°	0.0	0.0	0.0	0.0	0.0	0.0	0.0	0.0	0.0	0.0	0.0	7.5°
120°	0.0	0.0	0.0	0.0	0.0	0.0	0.0	0.0	0.0	0.0	0.0	10°
122.5°	0.0	0.0	0.0	0.0	0.0	0.0	0.0	0.0	0.0	0.0	0.0	12.5°
125°	0.0	0.0	0.0	0.0	0.0	0.0	0.0	0.0	0.0	0.0	0.0	15°
127.5°	0.0	0.0	0.0	0.0	0.0	0.0	0.0	0.0	0.0	0.0	0.0	17.5°
130°	0.0	0.0	0.0	0.0	0.0	0.0	0.0	0.0	0.0	0.0	0.0	20°
132.5°	0.0	0.0	0.0	0.0	0.0	0.0	0.0	0.0	0.0	0.0	0.0	22.5°
135°	0.0	0.0	0.0	0.0	0.0	0.0	0.0	0.0	0.0	0.0	0.0	25°
137.5°	0.0	0.0	0.0	0.0	0.0	0.0	0.0	0.0	0.0	0.0	0.0	27.5°
140°	0.0	0.0	0.0	0.0	0.0	0.0	0.0	0.0	0.0	0.0	0.0	30°
142.5°	0.0	0.0	0.0	0.0	0.0	0.0	0.0	0.0	0.0	0.0	0.0	32.5°
145°	0.0	0.0	0.0	0.0	0.0	0.0	0.0	0.0	0.0	0.0	0.0	35°
147.5°	0.0	0.0	0.0	0.0	0.0	0.0	0.0	0.0	0.0	0.0	0.0	37.5°
150°	0.0	0.0	0.0	0.0	0.0	0.0	0.0	0.0	0.0	0.0	0.0	40°
152.5°	0.0	0.0	0.0	0.0	0.0	0.0	0.0	0.0	0.0	0.0	0.0	42.5°
155°	0.0	0.0	0.0	0.0	0.0	0.0	0.0	0.0	0.0	0.0	0.0	45°
157.5°	0.0	0.0	0.0	0.0	0.0	0.0	0.0	0.0	0.0	0.0	0.0	47.5°
160°	0.0	0.0	0.0	0.0	0.0	0.0	0.0	0.0	0.0	0.0	0.0	50°
162.5°	0.0	0.0	0.0	0.0	0.0	0.0	0.0	0.0	0.0	0.0	0.0	52.5°
165°	0.0	0.0	0.0	0.0	0.0	0.0	0.0	0.0	0.0	0.0	0.0	55°
167.5°	0.0	0.0	0.0	0.0	0.0	0.0	0.0	0.0	0.0	0.0	0.0	57.5°
170°	0.0	0.0	0.0	0.0	0.0	0.0	0.0	0.0	0.0	0.0	0.0	60°
172.5°	0.0	0.0	0.0	0.0	0.0	0.0	0.0	0.0	0.0	0.0	0.0	62.5°
175°	0.0	0.0	0.0	0.0	0.0	0.0	0.0	0.0	0.0	0.0	0.0	65°
177.5°	0.0	0.0	0.0	0.0	0.0	0.0	0.0	0.0	0.0	0.0	0.0	67.5°
180°	0.0	0.0	0.0	0.0	0.0	0.0	0.0	0.0	0.0	0.0	0.0	69°
												70°
												72.5°
												75°
												77.5°
												80°
												82.5°
												85°
												87.5°
												90°
												92.5°
												95°
												97.5°
												100°
												102.5°
												105°
												107.5°



NUMBER: P227058
 NUMBER: ISW-AF-450-LED-E1-SL4-7050

REPORT NUMBER: P
 CATALOG NUMBER:

DISTRIBUTION (continued):

160°	165°	170°	175°	180°
469.9	469.9	469.9	469.9	469.9
437.1	438.4	432.5	435.3	433.4
389.3	387.0	386.5	385.2	382.4
333.3	331.5	326.0	327.8	323.7
275.5	275.0	265.0	265.4	260.4
222.2	214.0	209.9	204.0	207.2
172.1	165.3	156.6	154.3	157.5
129.8	122.9	118.8	115.2	113.8
107.4	103.4	101.1	99.7	98.8
103.8	102.9	102.4	101.5	101.1
101.5	102.4	102.4	102.4	101.5
99.3	101.1	101.5	101.1	100.2
97.0	98.3	98.3	97.9	96.5
93.8	95.2	95.2	94.7	93.8
90.1	91.1	91.5	91.5	92.0
87.4	88.3	89.2	90.1	91.5
84.2	85.6	86.1	87.9	89.7
80.1	82.0	82.9	84.2	86.1
76.0	78.3	78.8	80.6	82.4
74.2	76.0	76.0	77.4	78.8
71.9	72.8	72.4	73.3	73.8
69.7	70.6	70.1	71.0	71.5
67.8	68.7	69.7	70.6	71.0
68.7	70.1	70.6	71.9	72.4
72.8	74.7	76.5	78.3	79.7
76.9	79.2	83.3	91.5	94.7
79.2	82.4	92.0	106.1	110.2
77.9	82.0	93.3	108.4	113.4
75.1	78.3	90.6	106.1	110.6
71.5	74.7	87.0	103.8	107.9
57.8	59.6	73.3	89.2	92.0
42.3	43.7	54.2	60.6	60.1
32.8	34.6	38.2	38.7	38.2
26.0	26.9	28.7	28.7	29.1
20.0	20.5	21.4	20.5	20.0
15.0	14.6	14.1	13.7	13.2
8.7	8.7	7.3	6.4	5.9
0.9	1.4	1.4	0.9	0.0
0.0	0.0	0.0	0.0	0.0
0.0	0.0	0.0	0.0	0.0
0.0	0.0	0.0	0.0	0.0
0.0	0.0	0.0	0.0	0.0
0.0	0.0	0.0	0.0	0.0
0.0	0.0	0.0	0.0	0.0
0.0	0.0	0.0	0.0	0.0
0.0	0.0	0.0	0.0	0.0
0.0	0.0	0.0	0.0	0.0
0.0	0.0	0.0	0.0	0.0

CANDELA DISTRIBUTION:

	160°
110°	0.0
112.5°	0.0
115°	0.0
117.5°	0.0
120°	0.0
122.5°	0.0
125°	0.0
127.5°	0.0
130°	0.0
132.5°	0.0
135°	0.0
137.5°	0.0
140°	0.0
142.5°	0.0
145°	0.0
147.5°	0.0
150°	0.0
152.5°	0.0
155°	0.0
157.5°	0.0
160°	0.0
162.5°	0.0
165°	0.0
167.5°	0.0
170°	0.0
172.5°	0.0
175°	0.0
177.5°	0.0
180°	0.0



'227058
ISW-AF-450-LED-E1-SL4-7050

TION (continued):

165°	170°	175°	180°
0.0	0.0	0.0	0.0
0.0	0.0	0.0	0.0
0.0	0.0	0.0	0.0
0.0	0.0	0.0	0.0
0.0	0.0	0.0	0.0
0.0	0.0	0.0	0.0
0.0	0.0	0.0	0.0
0.0	0.0	0.0	0.0
0.0	0.0	0.0	0.0
0.0	0.0	0.0	0.0
0.0	0.0	0.0	0.0
0.0	0.0	0.0	0.0
0.0	0.0	0.0	0.0
0.0	0.0	0.0	0.0
0.0	0.0	0.0	0.0
0.0	0.0	0.0	0.0
0.0	0.0	0.0	0.0
0.0	0.0	0.0	0.0
0.0	0.0	0.0	0.0
0.0	0.0	0.0	0.0
0.0	0.0	0.0	0.0
0.0	0.0	0.0	0.0
0.0	0.0	0.0	0.0
0.0	0.0	0.0	0.0
0.0	0.0	0.0	0.0
0.0	0.0	0.0	0.0
0.0	0.0	0.0	0.0
0.0	0.0	0.0	0.0
0.0	0.0	0.0	0.0
0.0	0.0	0.0	0.0
0.0	0.0	0.0	0.0
0.0	0.0	0.0	0.0

(END OF REPORT)